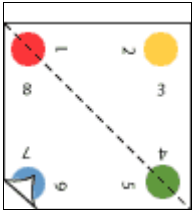
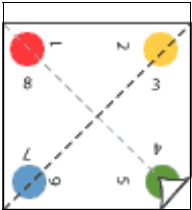


**Will County Land Use**  
**(815) 727-8834**  
[www.willcountygovern.com](http://www.willcountygovern.com)

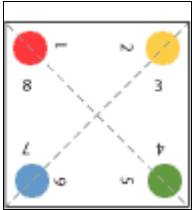
1. Fold two opposite diagonal corners together, then open back up.



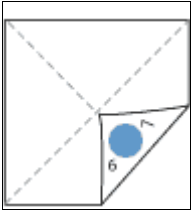
2. Fold the other two opposite corners together, then open back up.



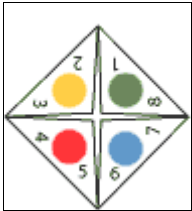
3. You should have folded lines like this. The lines cross at the center of the paper.



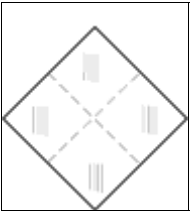
4. Turn paper printed side down. Fold all four corners to the center of the paper.



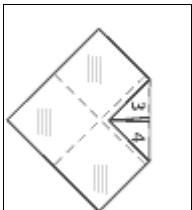
5. When all four corners are folded, your catcher will look like this.



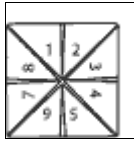
6. Flip your paper over so the colored side is face down.



7. Again, fold all four corners to the center of the paper.

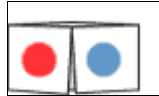


8. When all four corners are folded, your catcher will look like this.




***How to fold your cootie-catcher!***

9. Fold any two sides together. Make sure the words are in the inside, pictures on the outside.



10. Slide your thumbs and fingers under the four flaps.



11. Finally, rotate your hands, bringing your thumbs and index fingers together. The cootie catcher should expand. The numbered triangles will disappear inside, like the middle of a flower when the petals close. Then open and play!

